


# Highlights from AACN’s 2024 Annual Survey


Findings published from AACN’s latest annual survey are based on responses from 964 (89.4%) of the nation's nursing schools with baccalaureate and graduate programs that were surveyed in Fall 2024. Data reflect actual counts, not projections.

Nursing Programs




Entry-Level Baccalaureate	869
RN to Baccalaureate	681
Master's Programs	655
Doctor of Nursing Practice	439
Research-focused Doctorate	149

Application Changes



Entry-Level Baccalaureate	+8.5%
RN to Baccalaureate	-0.7%
Master's Programs	+4.5%
Doctor of Nursing Practice	+18.5%
Research-focused Doctorate	+7.2%

Enrolled Students



Entry-Level Baccalaureate	267,889
RN to Baccalaureate	90,369
Master's Programs	136,476
Doctor of Nursing Practice	42,767
Research-focused Doctorate	4,223

Underrepresented Students




Baccalaureate Programs	48.2%
Master's Programs	45.8%
Doctor of Nursing Practice	43.5%
Research-focused Doctorate	38.3%

Program Graduates



Entry-Level Baccalaureate	91,541
RN to Baccalaureate	52,220
Master's Programs	50,157
Doctor of Nursing Practice	12,336
Research-focused Doctorate	725

Male Students



Baccalaureate Programs	11.9%
Master's Programs	11.2%
Doctor of Nursing Practice	14.5%
Research-focused Doctorate	11.0%

## Enrollment Changes: 2023-2024

Entry-Level Baccalaureate	+4.9%
RN to Baccalaureate	+1.6%
Master's Programs	+4.8%
Doctor of Nursing Practice	+2.2%
Research-focused Doctorate	-0.5%

Enrollment Changes in Entry-Level Baccalaureate Nursing Programs 1994-2024

