

American Association
of Colleges of Nursing



SPECIAL SURVEY ON VACANT FACULTY POSITIONS FOR ACADEMIC YEAR 2022-2023

Carrie Byrne, BS, Data Assistant

Jenny Keyt, MS, Data Manager

Di Fang, PhD, Director of Institutional Research and Data Services

The Voice of Academic Nursing

EXECUTIVE SUMMARY

- » 2022 Response Rate: 85.9% (909 schools)
- » Vacancy Rate increased from 2021 to 2022
 - 2022 Overall Vacancy Rate: 8.8%
 - 2021 rate: 8%
 - 2022 Vacancy Rate for schools reporting vacancies 11.0%
 - 2021 rate: 10.2%
- » 85.0% of vacancies required or preferred a doctoral degree
- » Most common issues schools reported related to faculty recruitment were noncompetitive salaries (606 schools, 66.7%) and difficulty finding faculty with the right specialty mix (538 schools, 59.2%)

2022-2023 FACULTY VACANCY SURVEY OVERVIEW

Since 2000, AACN has collected data from schools of nursing to assess the current state of the nurse faculty shortage. The Special Survey on Vacant Faculty Positions collects data on budgeted, but unfilled full-time faculty positions by rank, tenure, and level of teaching. This year, the survey was sent to **1,058** schools.

Survey Response Rate

Overall Respondents: **909 (85.9%)**

Member: **767 (91.1%)**

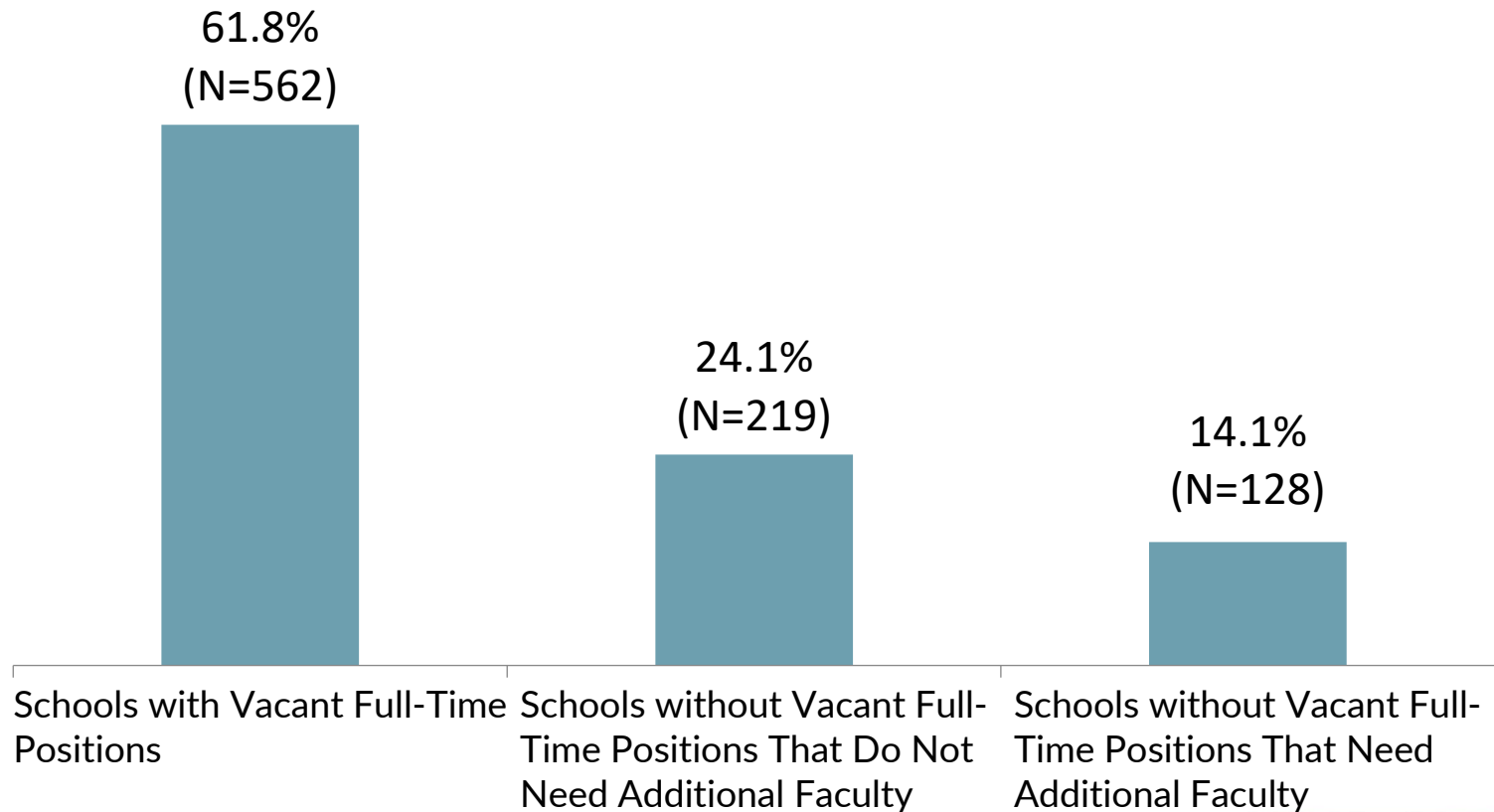
Non-Member: **142 (65.1%)**

NUMBER AND PERCENT OF FILLED FULL-TIME POSITIONS AND VACANCIES FOR ACADEMIC YEAR 2022-2023

Number of Schools Responding: 909
(767 or 84.4% are AACN Member Schools)

- » Total Number of Full-Time Budgeted Positions: 24,651
- » Total Number of Full-Time Vacancies: 2,166 (8.8%)
- » Total Number of Filled Full-Time Positions: 22,485 (91.2%)
- » Mean Number of Full-Time Vacancies: 2.4 per school, 3.9 per school reporting vacancies
- » Range of Number of Full-Time Vacancies: 1 to 42
- » Number of Schools with No Full-Time Vacancies, but NEED Additional Faculty: 128
- » Number of Schools with No Full-Time Vacancies that Do NOT Need Additional Faculty: 219

NUMBER AND PERCENT OF SCHOOLS WITH AND WITHOUT VACANT FULL-TIME POSITIONS FOR ACADEMIC YEAR 2022-2023

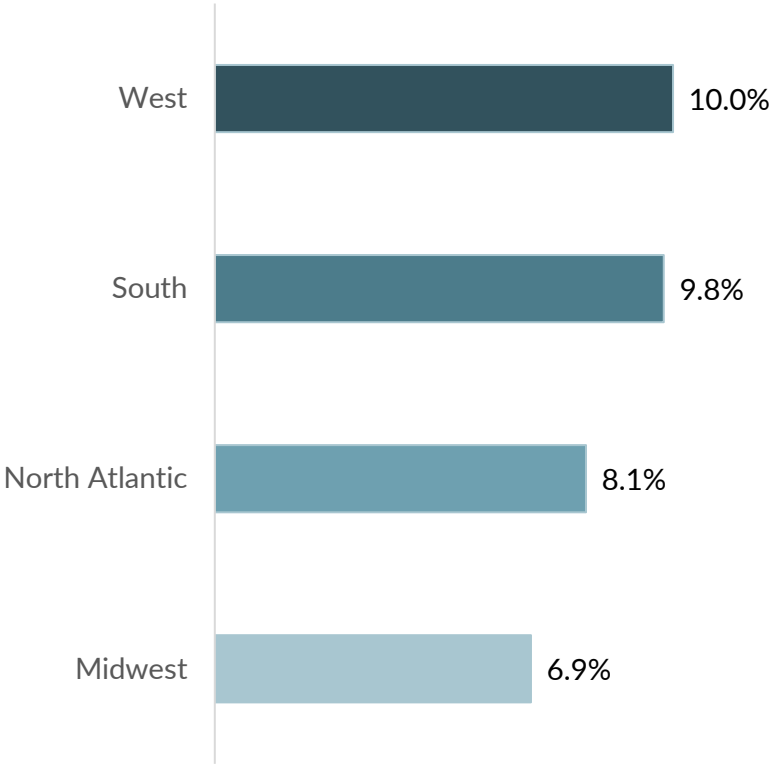
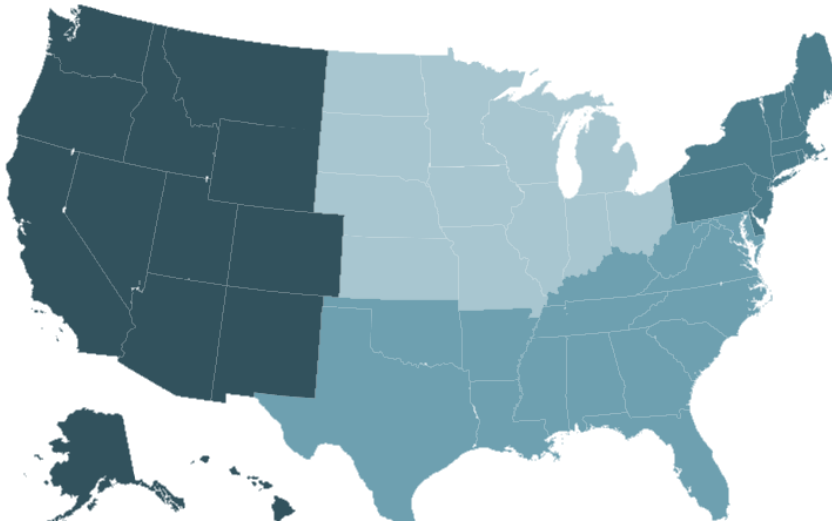


NUMBER AND PERCENT OF FULL-TIME VACANCIES FOR ACADEMIC YEAR 2022-2023

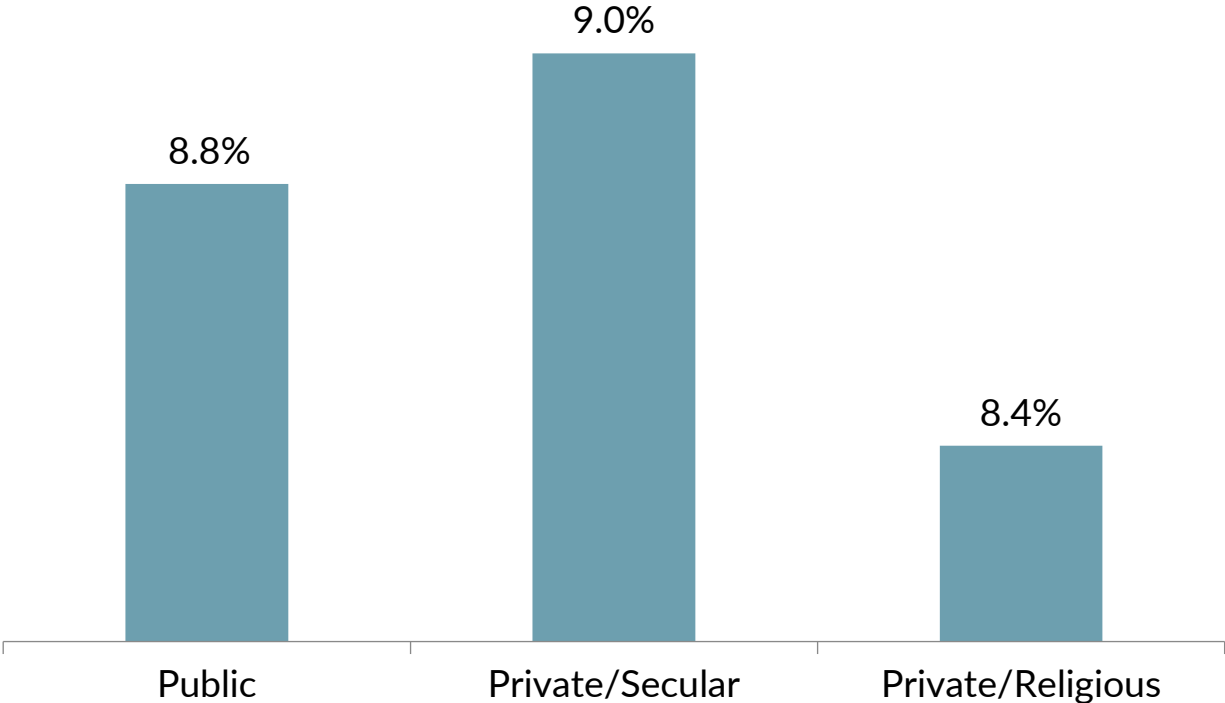
Number of Schools Responding: 909
(767 or 84.4% are of AACN Member Schools)

- » Schools with reported full-time vacancies: 562 (61.8%)
- » Schools not reporting full-time vacancies: 347 (38.2%)
- » Vacancy rate for schools which reported having full-time vacancies: 11.0%

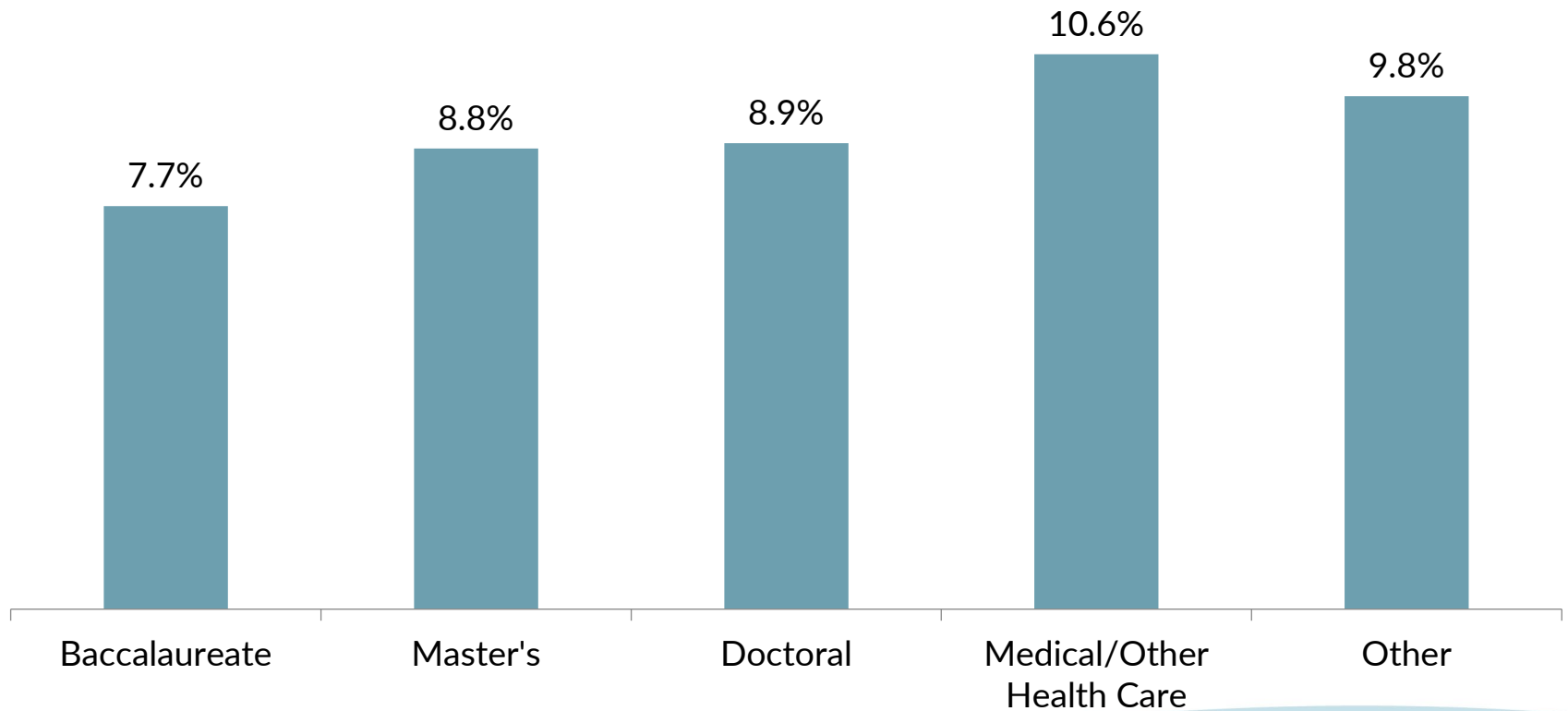
FULL-TIME VACANCY RATES BY REGION IN SCHOOLS REPORTING VACANCIES FOR ACADEMIC YEAR 2022-2023



FULL-TIME VACANCY RATES BY INSTITUTIONAL TYPE IN SCHOOLS REPORTING VACANCIES FOR ACADEMIC YEAR 2022-2023

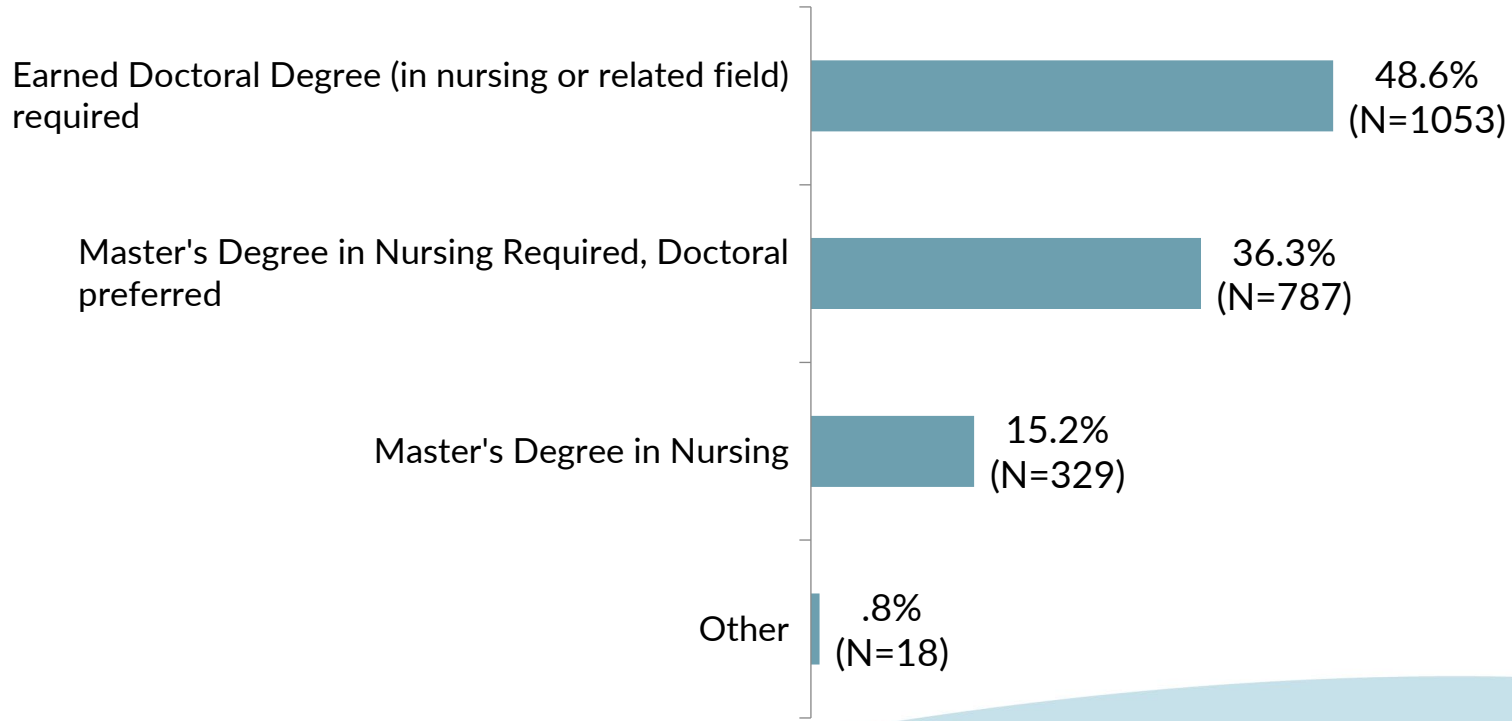


FULL-TIME VACANCY RATES BY CARNEGIE CLASSIFICATION IN SCHOOLS REPORTING VACANCIES FOR ACADEMIC YEAR 2022-2023



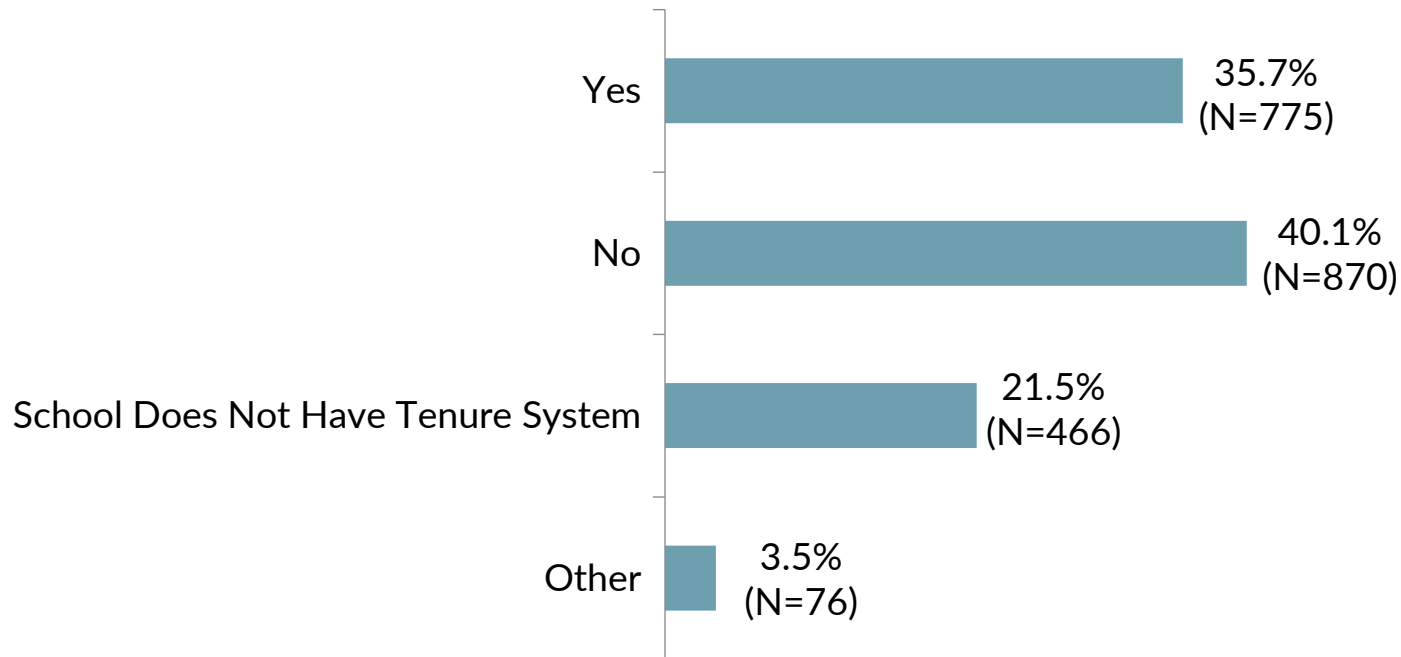
SELECTED CHARACTERISTICS OF FULL-TIME VACANT FACULTY POSITIONS FOR ACADEMIC YEAR 2022-2023

Degree Requirements (Valid N=2,166)



SELECTED CHARACTERISTICS OF FULL-TIME VACANT FACULTY POSITIONS FOR ACADEMIC YEAR 2022-2023

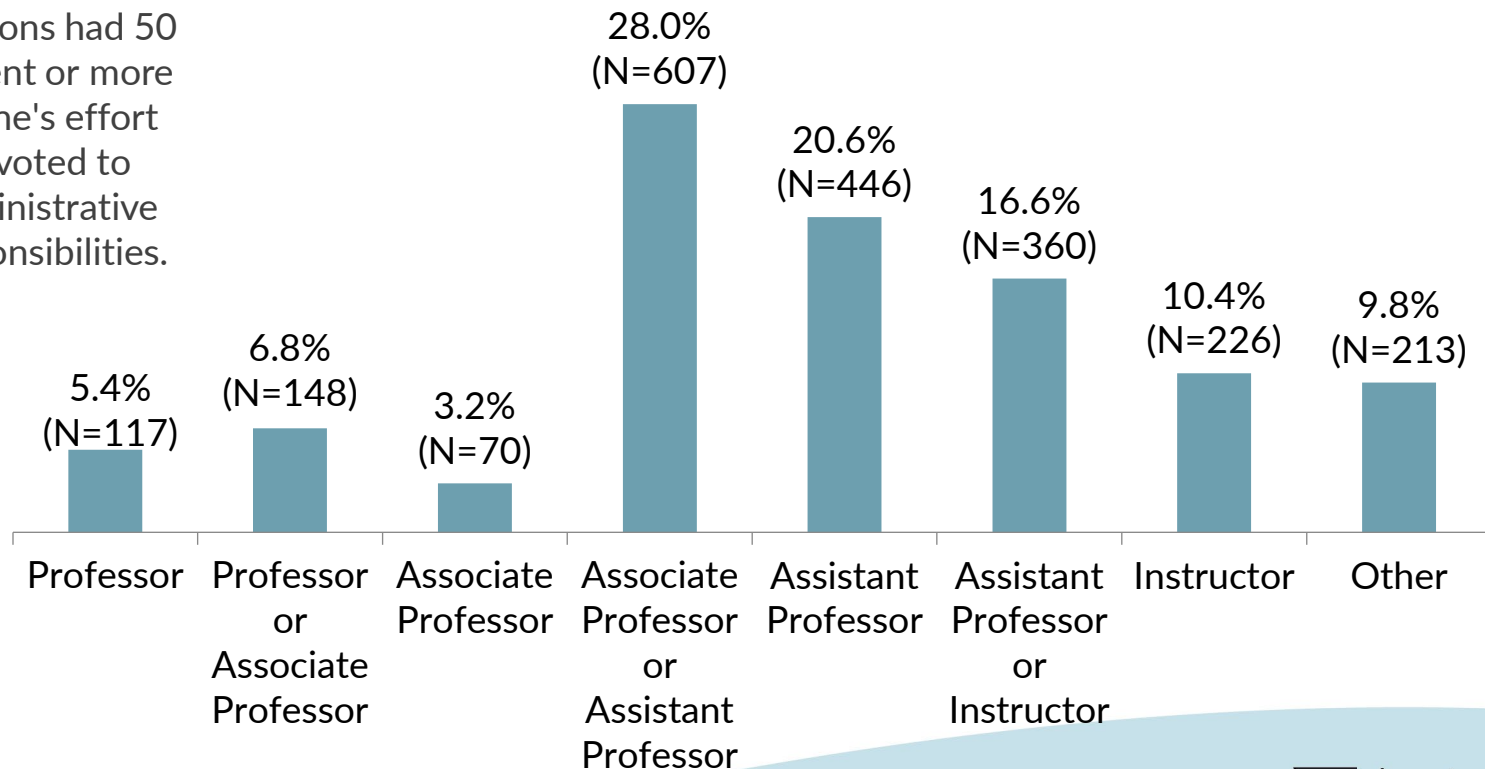
Tenure Track (Valid N=2,166)



SELECTED CHARACTERISTICS OF FULL-TIME VACANT FACULTY POSITIONS FOR ACADEMIC YEAR 2022-2023

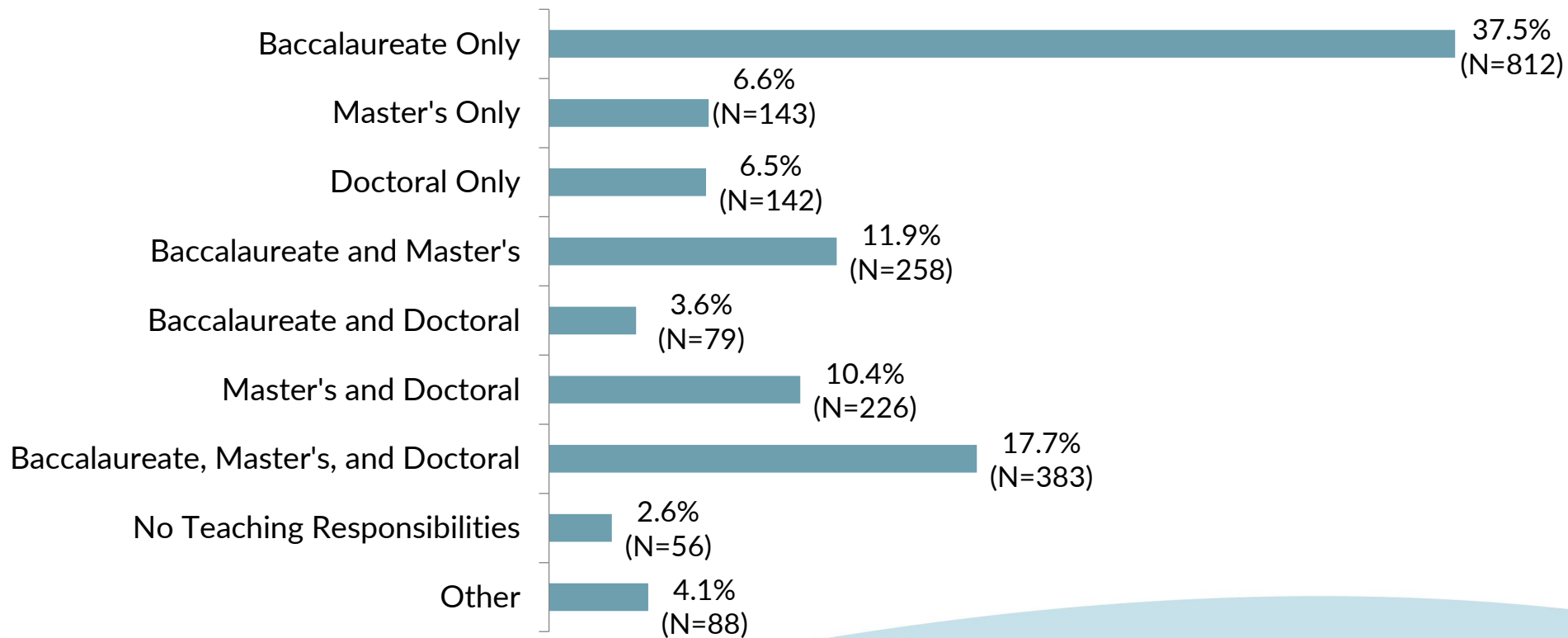
11.4% of vacant full-time positions had 50 percent or more of one's effort devoted to administrative responsibilities.

Incoming Level of Appointment (Valid N=2,166)



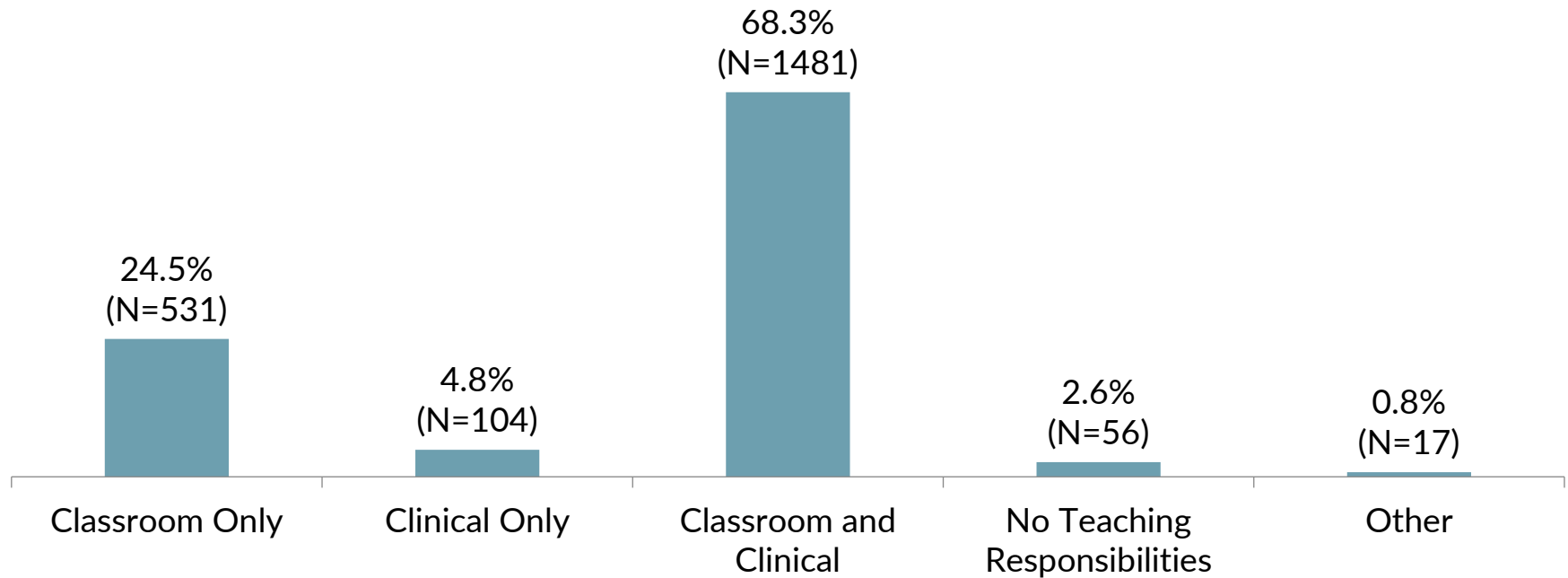
SELECTED CHARACTERISTICS OF FULL-TIME VACANT FACULTY POSITIONS FOR ACADEMIC YEAR 2022-2023

Level of Teaching (Valid N=2,166)



SELECTED CHARACTERISTICS OF FULL-TIME VACANT FACULTY POSITIONS FOR ACADEMIC YEAR 2022-2023

Instructional Responsibilities (Valid N=2,166)



MAJOR BARRIERS TO HIRING ADDITIONAL FULL-TIME FACULTY FOR ACADEMIC YEAR 2022-2023

For schools which need additional full-time faculty but have no vacancies (Valid N=128)

Reason for Having No Budgeted Faculty Vacancies	Percent/Number
Insufficient funds to hire new faculty	63.3% (N=81)
Unwillingness of administration to commit to additional full-time positions	47.7% (N=61)
Inability to recruit qualified faculty because of competition for jobs with other marketplaces	38.3% (N=49)
Qualified applicants for faculty positions are unavailable in our geographic area	21.9% (N=28)
Other	25.8% (N=33)

TOP ISSUES RELATED TO FACULTY RECRUITMENT FOR ACADEMIC YEAR 2022-2023

Issue Related to Faculty Recruitment	Percent/Number
Noncompetitive salaries	66.7% (N=606)
Finding faculty with the right specialty mix	59.2% (N=538)
Limited pool of doctorally-prepared faculty	51.4% (N=467)
Finding faculty willing/able to teach clinical courses	38.7% (N=352)
High faculty workload	24.5% (N=223)
Other	16.9% (N=154)
Finding faculty willing/able to conduct research	15.5% (N=141)

MOST CRITICAL ISSUES SCHOOLS REPORTED RELATED TO FACULTY RECRUITMENT FOR ACADEMIC YEAR 2022-2023

Most Critical Issue Related to Faculty Recruitment	Percent/Number
Noncompetitive salaries	41.7% (N=379)
Finding faculty with the right specialty mix	20.4% (N=185)
Limited pool of doctorally-prepared faculty	14.6% (N=133)
Other	9.0% (N=82)
Finding faculty willing/able to teach clinical courses	8.7% (N=79)
Finding faculty willing/able to conduct research	3.3% (N=30)
High faculty workload	2.3% (N=21)

OTHER CRITICAL ISSUES NOTED BY NURSING SCHOOLS REGARDING FACULTY RECRUITMENT

- » Challenging geographic area (e.g., rural area, area with high cost of living)
- » Non-competitive salaries compared to nursing practice
- » Institutional budget cuts/restrictions
- » Finding faculty who fit school's culture
- » Recruiting candidates from historically underrepresented populations
- » Vaccination requirements