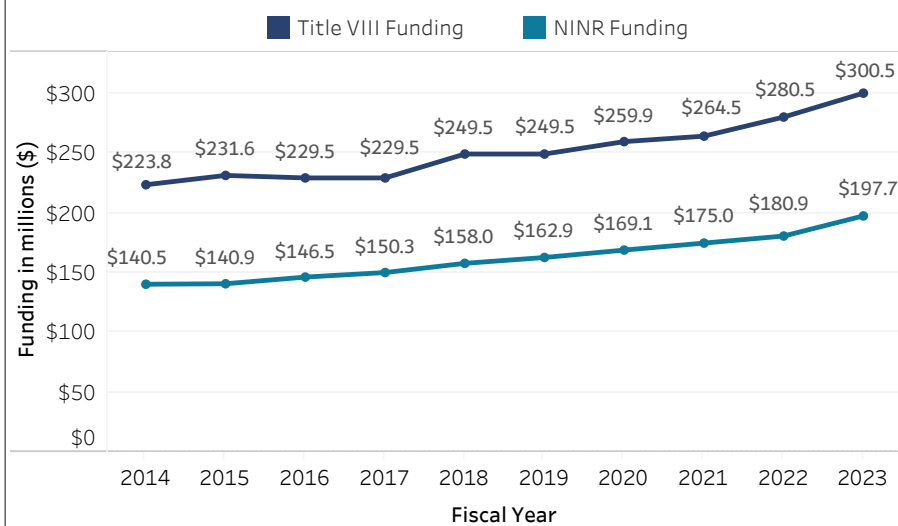


DISTRICT OF COLUMBIA

FEDERAL FUNDING ACROSS THE U.S.¹



FEDERAL FUNDING IN STATE²

*From FY19 on, totals include Nurse Corps Scholarship and Loan Repayment Programs.

Fiscal Year (FY)	Title VIII Nursing Workforce Development Programs	National Institute of Nursing Research (NINR)
2022	-----	\$608,537
2021	\$3,262,133	\$657,264
2020	\$1,574,583	\$1,478,530
2019	\$1,149,608	\$3,087,162
2018	\$349,529	\$1,508,424

The American Association of Colleges of Nursing (AACN) is the national voice for academic nursing. AACN represents more than 865 member schools of nursing offering a mix of baccalaureate, graduate, and post-graduate programs at public and private universities nationwide.

6 AACN MEMBER SCHOOLS

George Washington University
Georgetown University
Howard University
The Catholic University of America
Trinity Washington University
University of the District of Columbia

SUPPLY AND DEMAND OF NURSING EDUCATION

ENROLLMENT



For the first time in 20 years enrollment in entry-level baccalaureate nursing programs declined, by 1.4%. Enrollment in RN-to-BSN and master's programs also declined, by 16.9% and 9.4% respectively.³

DEMAND



According to the Bureau of Labor Statistics about 193,100 job openings for registered nurses and 29,200 job openings for APRNs are projected every year for the next decade.⁴

The Importance of Bachelor of Science in Nursing (BSN) Education

AACN recognizes investments to strengthen nursing education pathways and academic progression are instrumental to providing high-quality health care in all communities, including rural, underserved, and urban areas. For more information see: <https://bit.ly/3F3tjeU>.

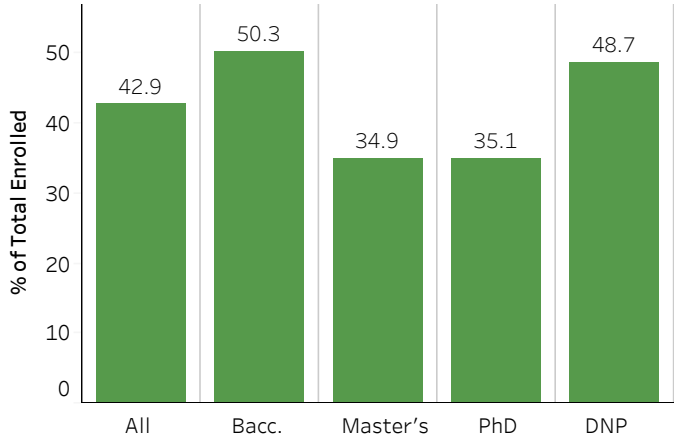
Additional federal investment in Title VIII Nursing Workforce Development Programs and NINR is critical.

STATE-WIDE ACADEMIC NURSING OUTLOOK

ENROLLMENTS & GRADUATIONS³

Program	Enrollment	Graduations
Baccalaureate	1,097	481
Master's	1,155	451
PhD	64	8
DNP	237	46
TOTAL	2,553	986

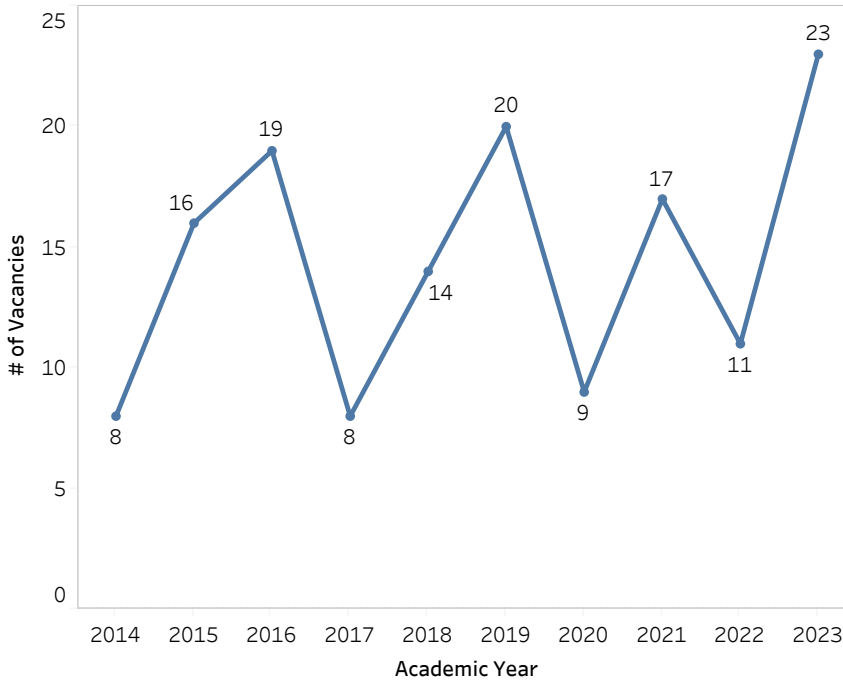
STUDENT RACIAL/ETHNIC DIVERSITY %³



UNDERSTANDING THE FACULTY SHORTAGE³

Faculty shortage is an obstacle to expanding the nation's nursing workforce and meeting health care demands. Budget constraints, an aging faculty, and increasing job competition from clinical sites are a few examples that contribute to this crisis. This data provides an overview of the scope of the nursing faculty shortage at the state level.

10-YEAR TREND: FACULTY VACANCIES



BY THE NUMBERS

23 Total vacant full-time nurse faculty positions

22 Open faculty positions that require or prefer doctorate degrees in nursing or related field

57 Average age of doctorally prepared nurse faculty

3 Schools reporting noncompetitive salaries as issue for recruiting faculty

Sources

- 1.Consolidated Appropriations Act, 2023. Retrieved from: <https://bit.ly/3mT6OUo> and Explanatory Statement: <https://bit.ly/3FnsLRA>.
- 2.U.S. Department of Health and Human Services Health Resources and Services Administration and National Institutes of Health.(2023). AACN compilation of Title VIII and NINR grant funding awarded. Retrieved from <https://data.hrsa.gov/> and <https://reporter.nih.gov/reporter.cfm>. Prior years data reflects revisions and updates published annually by HRSA. Congressional districts represent those prior to the commencement of the 118th Congress. --- Awaiting the release of detailed Title VIII data for FY 22 from HRSA.
- 3.The American Association of Colleges of Nursing, Research and Data Services, 2023. Racial/ethnic minority includes Asian, Black, Hispanic, Native American, Pacific Islander, Two or more races.
4. Bureau of Labor Statistics, U.S. Department of Labor, Occupational Outlook Handbook , Registered Nurses, at <https://www.bls.gov/ooh/healthcare/registered-nurses.htm> and Nurse Anesthetists, Nurse Midwives, and Nurse Practitioners, at <https://www.bls.gov/ooh/healthcare/nurse-anesthetists-nurse-midwives-and-nurse-practitioners.htm>(visited (October 10, 2023)..