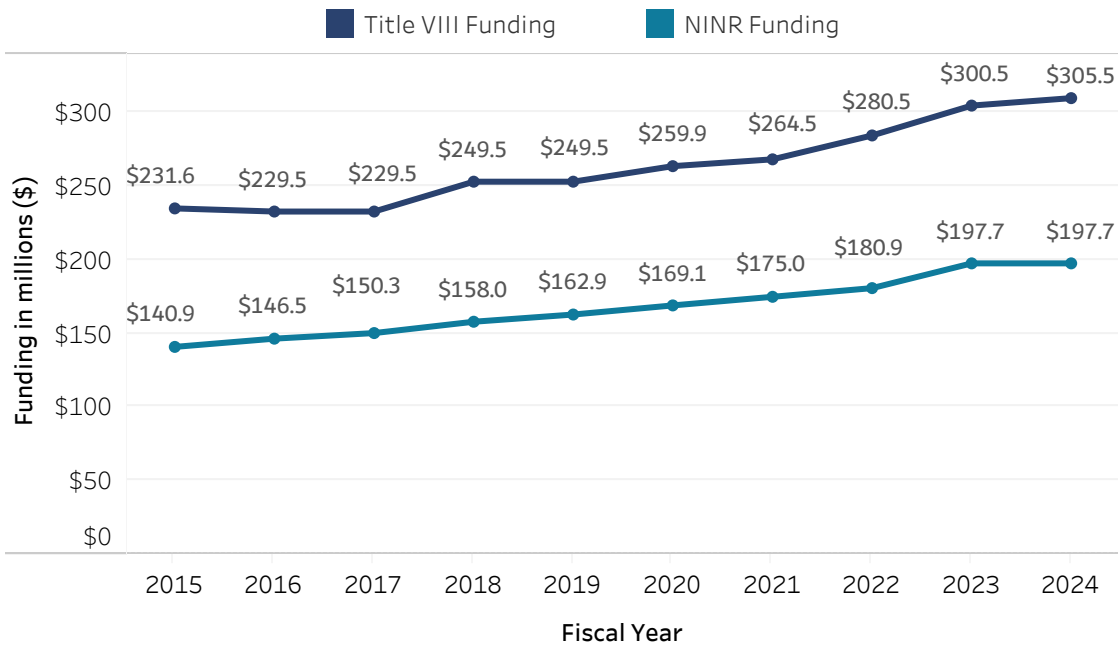


# PUERTO RICO

## FEDERAL FUNDING ACROSS THE U.S.<sup>1</sup>



The American Association of Colleges of Nursing (AACN) is the national voice for academic nursing. AACN represents more than 875 member schools of nursing offering a mix of baccalaureate, graduate, and post-graduate programs at public and private universities nationwide.

### 4 AACN MEMBER SCHOOLS

Ponce Health Sciences University

San Juan Bautista School of Medicine

Universidad Central de Bayamon

University of Puerto Rico

## FEDERAL FUNDING IN STATE<sup>2</sup>

\*From FY19 on, totals include Nurse Corps Scholarship and Loan Repayment Programs.

Fiscal Year (FY)	Title VIII Nursing Workforce Development Programs	National Institute of Nursing Research (NINR)
2023	\$3,089,962	
2022	\$3,277,594	
2021	\$1,280,532	
2020	\$1,298,198	\$150,000
2019	\$1,240,317	\$266,467

## FEDERAL FUNDING BY CONGRESSIONAL DISTRICT<sup>2</sup>

Title VIII Nursing Workforce  
Development Programs

Congressional District	FY 2023 Funding
PR-At-Large	\$3,089,962





# STATE-WIDE ACADEMIC NURSING OUTLOOK

## STATE ENROLLMENTS & GRADUATIONS<sup>3</sup>

Program	Total Enrollments	Graduations (8/1/22-7/31/23)
Baccalaureate	2,786	919
Master's	504	206
PhD	16	2
DNP	46	0
TOTAL	3,352	1,127

If no program exists in the state the field will be blank.

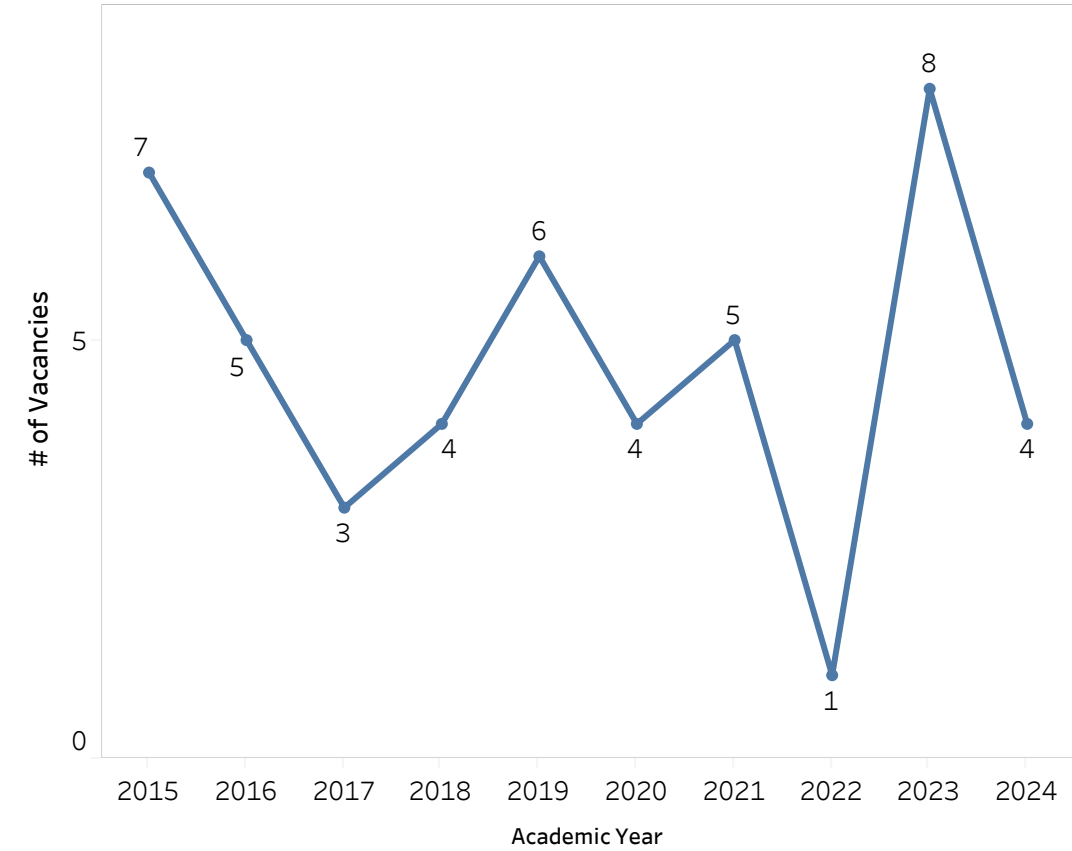
## NATIONAL SUPPLY & DEMAND OF NURSING ED<sup>3</sup>

-  0.3% increase in enrollment in BSN programs (825) students from 2022 to 2023.
-  0.9% decrease in enrollment in master's programs (1,176 fewer students) in 2023, marking the third year of decline.
-  3.1% decrease in enrollment in PhD programs (137 students) from 2022 to 2023.
-  2.0% increase in enrollment in Doctor of Nursing Practice (DNP) programs (810 students) from 2022 to 2023.

## UNDERSTANDING THE FACULTY SHORTAGE<sup>3</sup>

Faculty shortage is an obstacle to expanding the nation's nursing workforce and meeting health care demands. Budget constraints, an aging faculty, and increasing job competition from clinical sites are a few examples that contribute to this crisis. This data provides an overview of the scope of the nursing faculty shortage at the state level.

### 10-YEAR TREND: FACULTY VACANCIES



### BY THE NUMBERS

- 4** Total vacant full-time nurse faculty positions
- 1** Open faculty positions that require or prefer doctorate degrees in nursing or related field
- 57** Average age of doctorally prepared nurse faculty
- 11** Schools reporting noncompetitive salaries as issue for recruiting faculty

Sources  
1.H.R.2882, Further Consolidated Appropriations Act, 2024. Retrieved from: <https://www.congress.gov/bill/118th-congress/house-bill/2882> and Explanatory Statement <https://docs.house.gov/bills20240318/Division%20D%20LHHS.pdf>.  
2.U.S. Department of Health and Human Services Health Resources and Services Administration and National Institutes of Health.(2024). AACN compilation of Title VIII and NINR grant funding awarded. Retrieved from <https://data.hrsa.gov/> and <https://reporter.nih.gov/reporter.cfm>. Prior years data reflects revisions and updates published annually by HRSA.  
3.The American Association of Colleges of Nursing, Research and Data Services, 2024.