

# Northeastern University

## Bouvé College of Health Sciences

# HOLISTIC ASSESSMENT OF ADULT LEARNERS FOR AN ACCELERATED BSN PROGRAM

Brenda Douglas PhD, RN, CNE

Laurie McCadden MSN, RN, NEA-BC

Alexandra Briggs

A holistic weighted admissions evaluation tool can identify the adult learner with aptitude for success in an accelerated BSN program.

OUR PURPOSE

A decorative graphic consisting of several parallel white lines of varying lengths, slanted upwards from left to right, located in the bottom right corner of the slide.

- Second degree students
- 16 month program
- Admit 3 times per year
- Hybrid curriculum delivery
- Target enrollment per year: 216
- First cohort started summer 2012

OUR HISTORY – ABSN PROGRAM

A decorative graphic consisting of several parallel white lines of varying lengths, slanted diagonally from the bottom right towards the top right, located in the lower right quadrant of the slide.

- Developed a weighted admissions evaluation tool (WAET)
  - Analyzed the predictive power of indicators
  - Pre-requisite GPA was the significant predictor
- The WAET was trialed and finalized November 2016
- Full implementation summer 2017

OUR HISTORY – ACHIEVING A HOLISTIC APPROACH

- ▶ Life experience is important
  - ▶ Personal goal statement
  - ▶ Video
  - ▶ 3 references
- ▶ Academic performance
  - ▶ Cumulative baccalaureate GPA
  - ▶ Pre-requisite GPA


HOLISTIC REVIEW - QUALITATIVE AND QUANTITATIVE

- ▶ Prospective student inquiry
- ▶ Assigned a dedicated admissions counselor
  - ▶ Pre-interview
- ▶ Guidance
  - ▶ WAET is used continuously
  - ▶ Persistence
  - ▶ Two remaining pre-requisite courses
- ▶ Admissions committee review and decision

## PRE-ADMISSION PROCESS

- ▶ Personal goal statement scored and weighted P/F
- ▶ Video scored and weighted P/F
- ▶ 3 Reference rubrics scored and weighted
- ▶ 3 Reference letters
- ▶ Flags prompt 'individual review' WAET ranking

QUALITATIVE INDICATORS



- ▶ Prior nursing program enrollment
- ▶ Prior academic dismissals or suspensions
- ▶ Unsatisfactory prerequisite attempts, repeated withdrawals or poor grades
- ▶ Patterns of withdrawals
- ▶ Poor performance in most recent math course
- ▶ Criminal history
- ▶ Resume inconsistencies

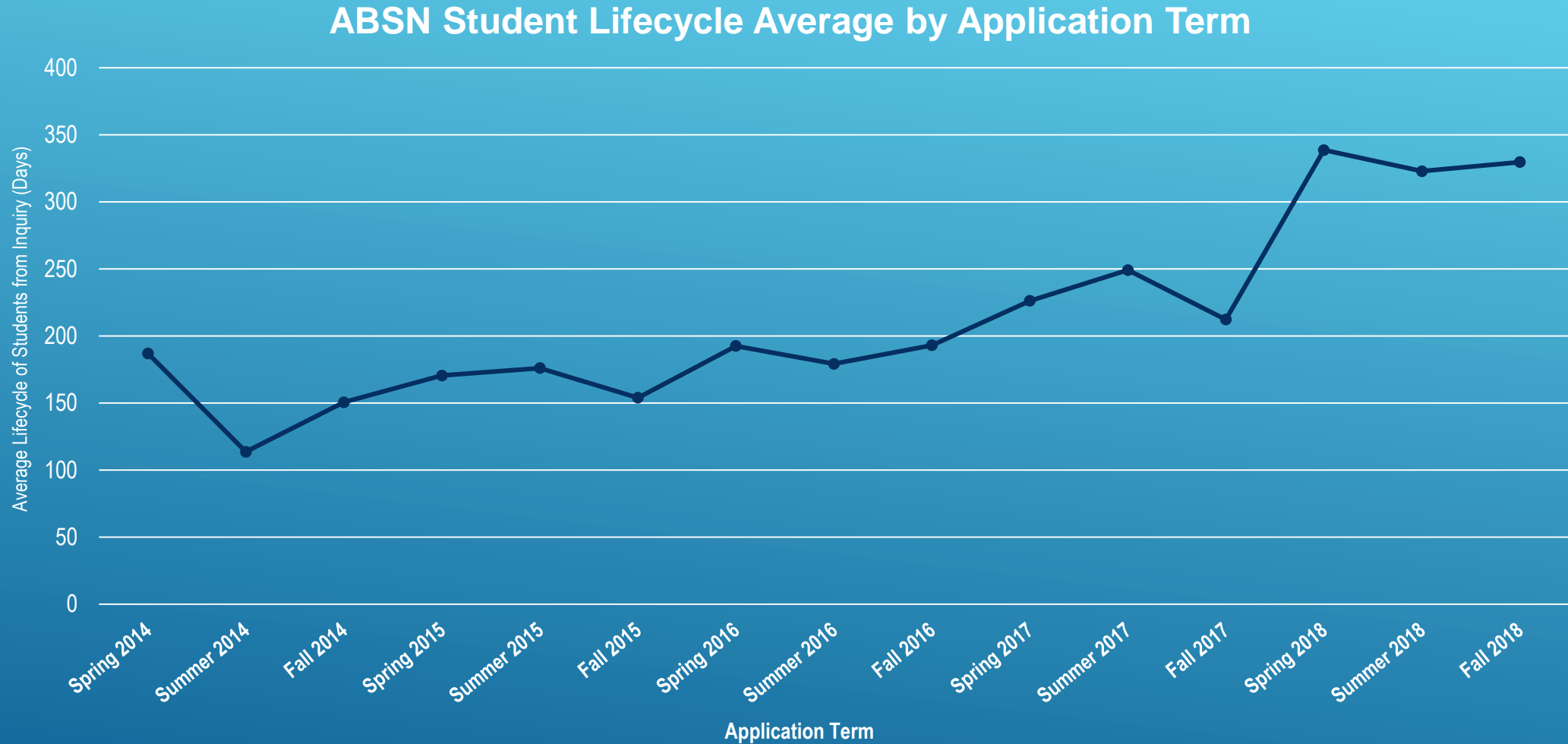
## ADMISSION FLAGS



- ▶ Cumulative Baccalaureate GPA 3.0
  - ▶ 2.8-2.99 = Last 60 semester hours review
- ▶ Pre-requisite GPA
  - ▶ 4 science courses
  - ▶ 4 liberal arts courses
- ▶ 3 Reference scales
  - ▶ Likert scale range 0-30
  - ▶ 'Unable to judge' responses removed from calculation

QUANTITATIVE INDICATORS

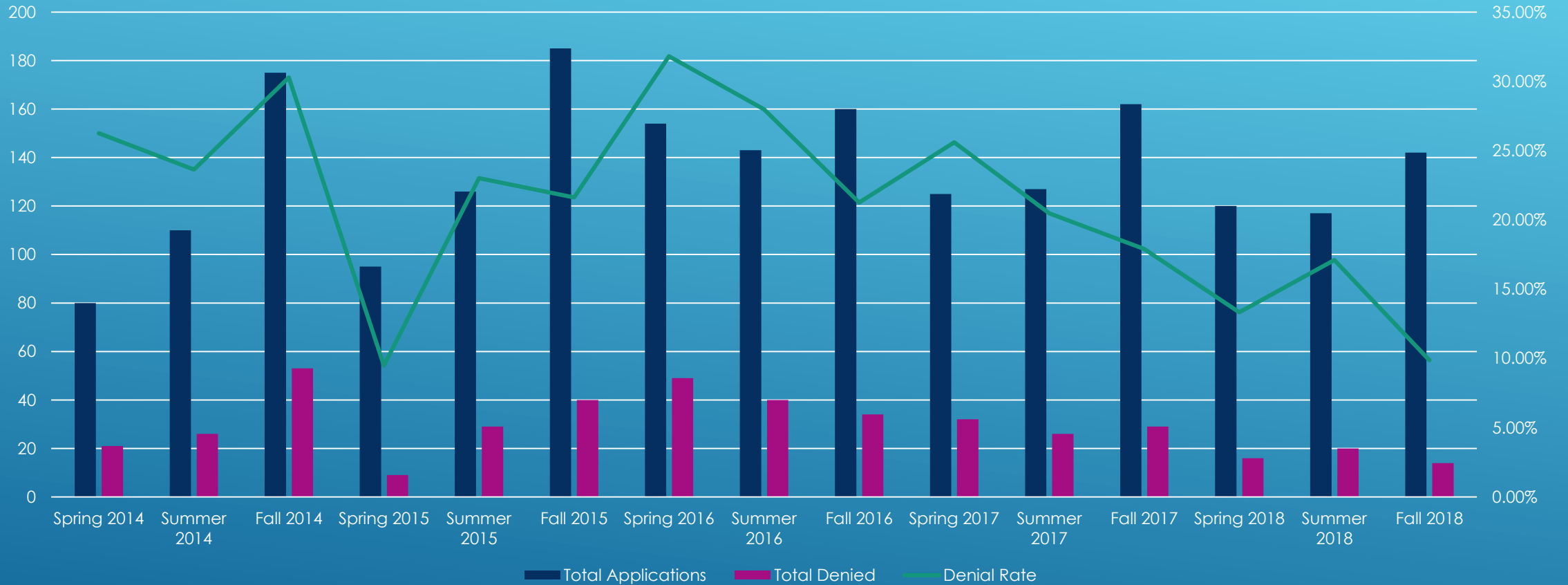
# Inquiry to application time increased



OUTCOME: APPLICATION PROCESS

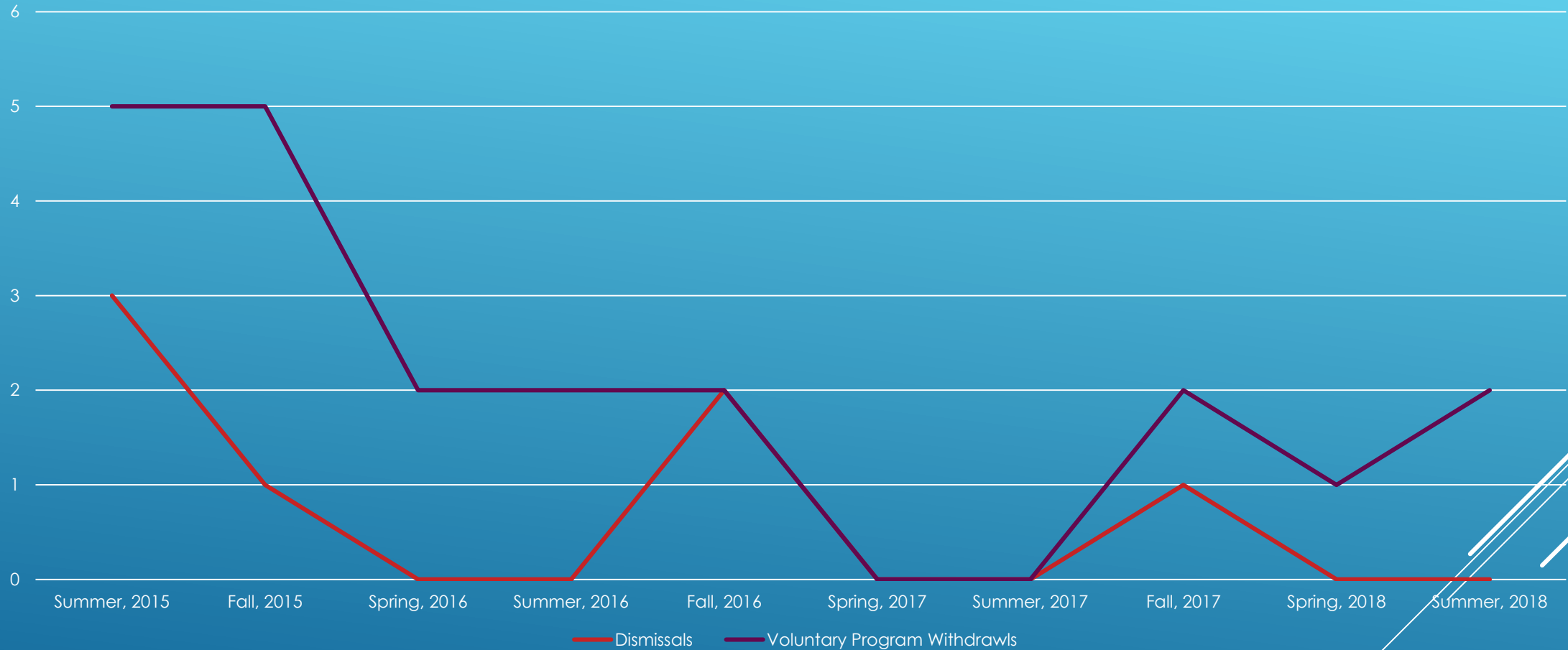
# Admissions denial rates decreased

## ABS N Program Applicants by Cohort



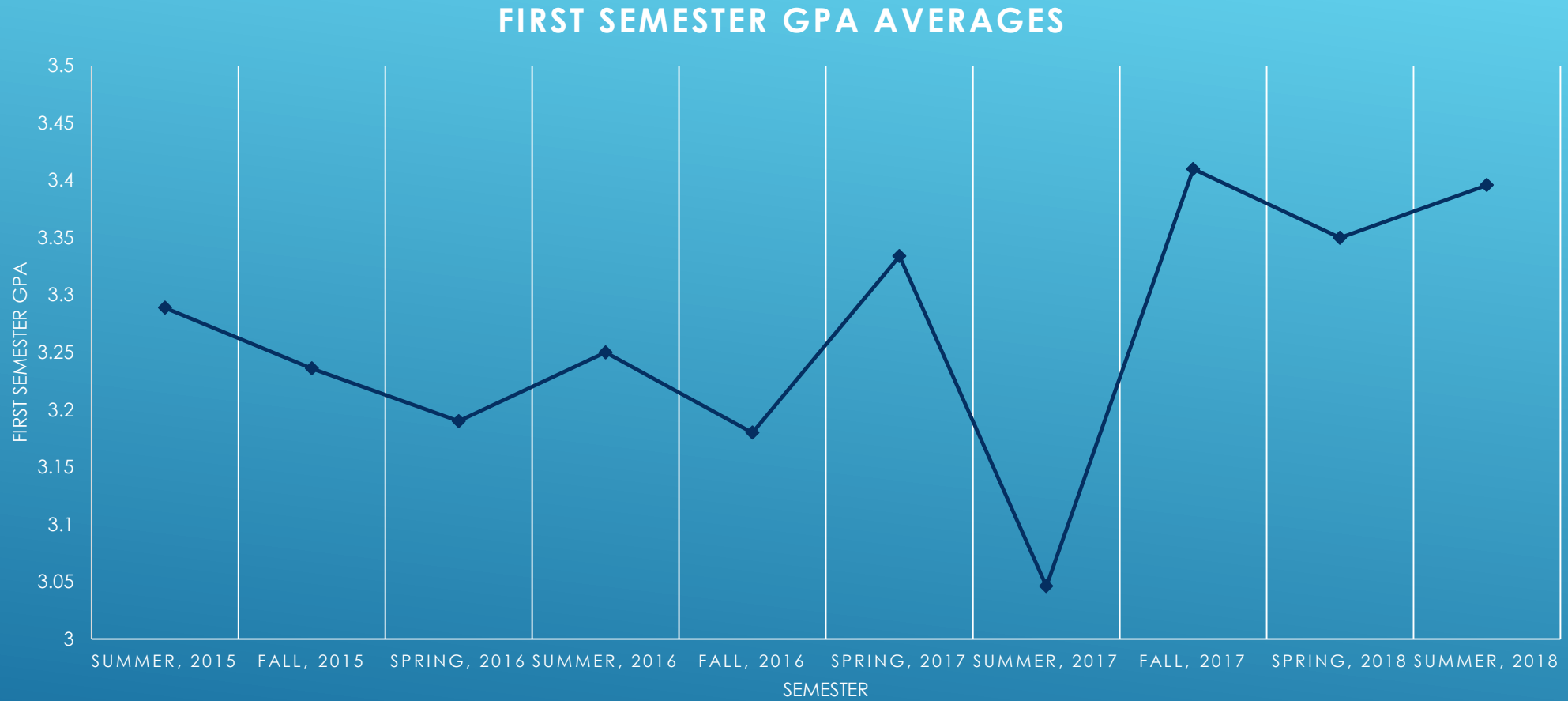
OUTCOME: DENIAL RATE

# Incidence of dismissals or withdrawals decreased



ACADEMIC PROGRESSION

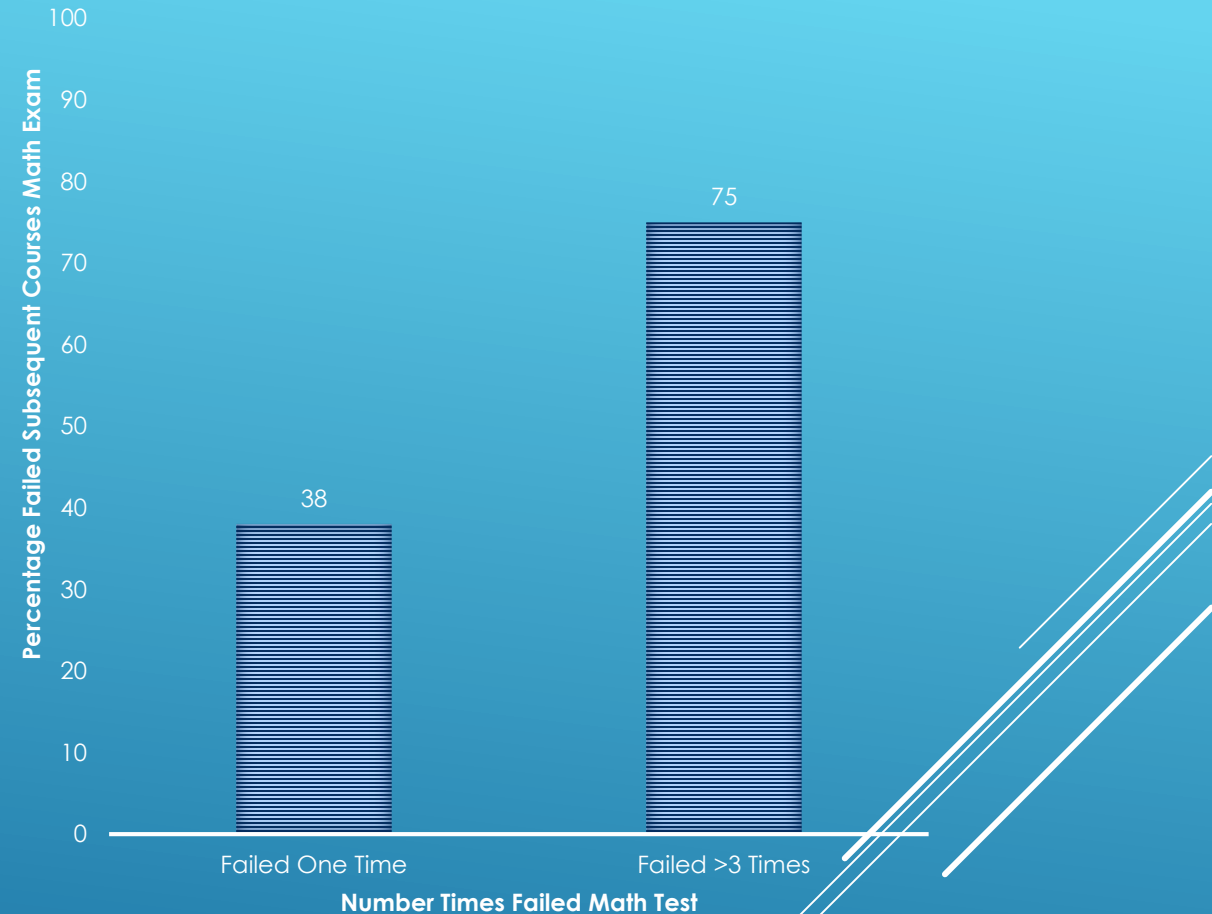
# First semester GPA increased



OUTCOME: FIRST SEMESTER GPA

# Pre-entrance math exam

- The more times the pre-entrance math exam is repeated, the greater the likelihood of failing a 1<sup>st</sup> semester calculation exam 1 or more time.



CURRENT OBSERVATION

- ▶ Current findings
  - ▶ Guidance in the application process is important
  - ▶ Applicant persistence supports acceptance
  - ▶ Successful program completion increased
  - ▶ Academic performance improved
- ▶ We are still working toward our goal
  - ▶ First cohort graduated in August 2018 - NCLEX results pending
  - ▶ Improve performance on the pre-entrance math exam
  - ▶ Review WAETs of students with/of concern to identify further qualitative indicators

SUMMARY

QUESTIONS?

Thank you for your attention!